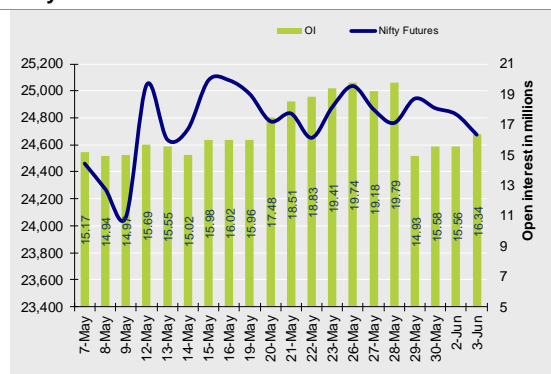


Nifty Snapshot

	Close	Prv Cl.	Ab chg	% chg
Spot	24,542.50	24,716.60	-174.10	-0.70
Futures	24,675.30	24,826.30	-151.00	-0.61
OI(ml shr)	16.34	15.56	0.78	4.99
Vol (lots)	123079	103492	19587	18.93
COC	132.80	109.70	23.10	21.1
PCR-OI	0.65	0.82	-0.18	-21.4

Nifty Futures Price v/s OI



Institutional Activity in previous trading session

(in Rs cr.)	Buy	Sell	Net
Index Futures	3502.22	6049.21	-2546.99
Index Options	1194811.10	1218154.33	-23343.23
Stock Futures	18289.94	20928.08	-2638.14
Stock Options	44491.94	47573.72	-3081.78
FII Cash	17,063.43	19,917.26	-2,853.83
DII Cash	15,703.72	9,795.75	5,907.97

Net FII Activity (in Rs cr.)

Date	Idx Fut	Stk Fut	Idx Opt	Cash
3-Jun	-2547.0	-2638.1	-23343.2	-2854
2-Jun	-946.9	208.2	30117.9	-2589
30-May	-1080.6	-245.9	21255.8	-6450
29-May	-2864.8	-1860.4	1786.2	884
28-May	-2100.2	-3813.4	-98784.5	4663
27-May	-2989.1	-2314.8	18706.4	348

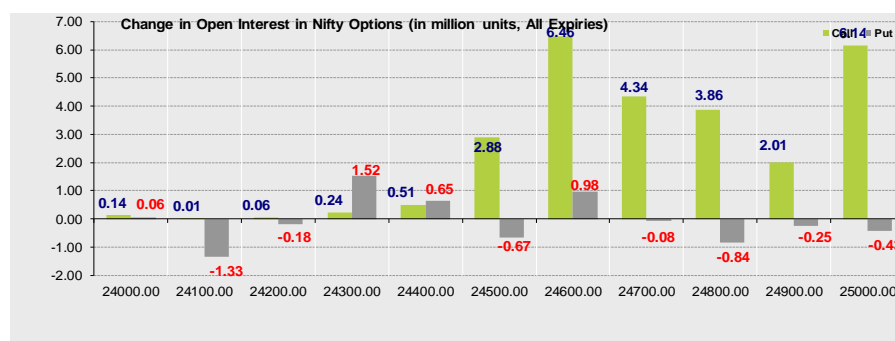
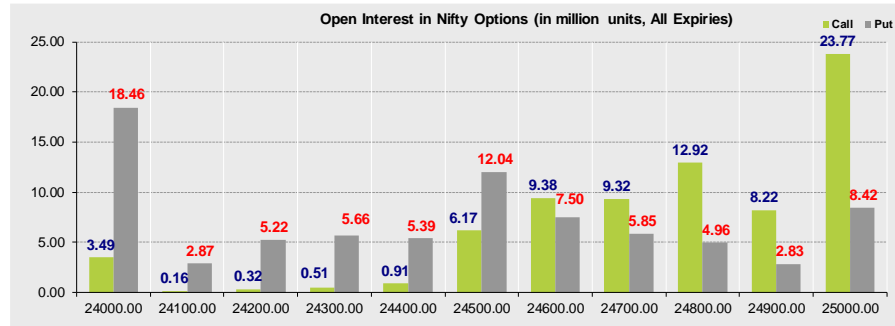
Technical Pivot (Intraday):

	S2	S1	PIVOT	R1	R2
NIFTY	24445	24560	24745	24860	25045
BANKNIFTY	55505	55720	56035	56250	56570

Summary

- Indian markets closed on a negative note where selling was mainly seen in IT, FMCG, Oil & Gas Sectors. Nifty June Futures closed at 24675.30 (down 151.00 points) at a premium of 132.80 pts to spot.
- FII's were net sellers in Cash to the tune of 2853.83 Cr and were net sellers in index futures to the tune of 2546.99 Cr.
- India VIX decreased by 3.51% to close at 16.56 touching an intraday high of 17.73.

Open Interest in Nifty Options:



- The above second chart shows previous trading day's change in Nifty options where Addition in OI were seen in 24700, 24600, 24500 strike Calls and at 24300, 24400, 24600 strike Puts indicating market is likely to remain range bound in the near term.
- Highest OI build-up is seen at 25000 strike Calls and 24000 strike Puts, to the tune of 23.77mn and 18.46mn respectively.

Outlook on Nifty:

Index is likely to open on a positive note today and is likely to remain range bound during the day.

(Price is in Rs; OI is in million units; Price chg and OI chg are in percentage) **NB RESEARCH**

Fresh Longs seen in:

Scrip	Price	Price chg	OI	OI Chg
BDL	1988.1	0.1	1.1	33.5
CAMS	4184.1	0.9	2.0	23.3
FORTIS	733.9	1.2	1.4	23.3

Short Covering seen in:

Scrip	Price	Price chg	OI	OI Chg
PAYTM	931.6	0.5	27.2	-4.9
CUMMINSIND	3331.1	0.1	4.2	-4.7
TATACHEM	897.7	1.0	8.2	-4.5

Fresh Shorts seen in:

Scrip	Price	Price chg	OI	OI Chg
KAYNES	5733.0	-1.3	0.1	95.4
BLUESTARCO	1543.3	-0.8	0.3	39.9
MANKIND	2363.3	-2.7	0.3	34.4

Long Unwinding seen in:

Scrip	Price	Price chg	OI	OI Chg
NBCC	124.2	-1.1	38.3	-5.3
CHOLAFIN	1572.3	-0.9	10.9	-3.1
NCC	235.6	-0.8	11.0	-2.9

NIFTY50 Options OI (CE OI = Resistance) (PE OI = Support)

Symbol	Highest CE OI	Highest PE OI	CMP
ADANIENT	2700	2700	2479
ADANIPTS	1500	1400	1434
APOLLOHOSP	7000	6800	6853
ASIANPAINT	2400	2300	2248
AXISBANK	1250	1200	1189
BAJAJ-AUTO	9000	8000	8610
BAJFINANCE	10000	8500	9033
BAJAJFINSV	2100	1900	2003
BEL	400	360	388
BHARTIARTL	1880	1840	1853
CIPLA	1640	1320	1478
COALINDIA	400	400	394
DRREDDY	1300	1200	1249
EICHERMOT	5500	5000	5374
ETERNAL	250	220	239
GRASIM	2600	2500	2564
HCLTECH	1820	1600	1637
HDFCBANK	2000	1900	1936
HDFCLIFE	800	750	759
HEROMOTOCO	4400	3700	4227
HINDALCO	700	600	635
HINDUNILVR	2400	2300	2340
ICICIBANK	1470	1400	1447
ITC	440	420	419
INDUSINDBK	820	700	804

NIFTY50 Options OI (CE OI = Resistance) (PE OI = Support)

Symbol	Highest CE OI	Highest PE OI	CMP
INFY	1600	1600	1549
JSWSTEEL	1100	980	979
JIOFIN	300	290	286
KOTAKBANK	2100	1820	2057
LT	3800	3500	3659
M&M	3200	3000	3057
MARUTI	12500	12000	12186
NTPC	350	340	330
NESTLEIND	2500	2200	2400
ONGC	250	240	238
POWERGRID	300	270	290
RELIANCE	1500	1400	1414
SBILIFE	1860	1800	1785
SHRIRAMFIN	720	600	652
SBIN	850	800	812
SUNPHARMA	1700	1600	1677
TCS	3500	3500	3396
TATACONSUM	1200	1100	1121
TATAMOTORS	800	700	701
TATASTEEL	165	150	158
TECHM	1600	1360	1552
TITAN	3600	3500	3539
TRENT	5700	5500	5608
ULTRACEMCO	12000	9800	11106
WIPRO	250	250	247

[illegible]

Derivative Recommendations:

Stock Name	Call (Buy/Sell)	Entry price	Targets	Stop Loss	Duration	Status
HUDCO (Bull Call spread)	Buy	9.8	20	4	Positional	Open
PRESTIGE 1600CE	Buy	57	80	40	1-2 Days	Open

FROM THE EQUITY DERIVATIVE DESK:

NIRAV HARISH CHHEDA
AVP - DERIVATIVES AND TECHNICAL RESEARCH
E-Mail: nirav.chheda@nirmalbang.com
Tel no: 6273-8199/8000

AMIT BHUPTANI
SNR.DERIVATIVES AND TECHNICAL RESEARCH ANALYST
E-Mail: amit.bhuptani@nirmalbang.com
Tel no: 6273-8242/8000

DISCLOSURES

Research Reports that are published by Nirmal Bang Securities Private Limited (hereinafter referred to as "NBSPL") are for private circulation only. NBSPL is a registered Research Analyst under SEBI (Research Analyst) Regulations, 2014 having Registration no. INH000001766. NBSPL is also a registered Stock Broker with National Stock Exchange of India Limited, BSE Limited, Metropolitan Stock Exchange of India Limited, Multi Commodity Exchange of India Limited, National Commodity and Derivative Exchange Limited and Indian Commodity Exchange Limited in cash and Equity and Commodities derivatives segments.

NBSPL has other business divisions with independent research teams separated by Chinese walls, and therefore may, at times, have different or contrary views on stocks and markets.

NBSPL or its associates have not been debarred / suspended by SEBI or any other regulatory authority for accessing / dealing in securities Market. NBSPL, its associates or analyst or his relatives do not hold any financial interest (Except Investment) in the subject company. NBSPL or its associates or Analyst do not have any conflict or material conflict of interest at the time of publication of the research report with the subject company. NBSPL or its associates or Analyst or his relatives may or may not hold beneficial ownership of 1% or more in the subject company at the end of the month immediately preceding the date of publication of this research report.

NBSPL or its associates / analyst has not received any compensation / managed or co-managed public offering of securities of the company covered by Analyst during the past twelve months. NBSPL or its associates have not received any compensation or other benefits from the company covered by Analyst or third party in connection with the research report. Analyst has not served as an officer, director or employee of Subject Company. NBSPL / analyst has not been engaged in market making activity of the subject company.

Analyst Certification: The research analysts and authors of these reports, hereby certify that the views expressed in this research report accurately reflects my/our personal views about the subject securities, issuers, products, sectors or industries. It is also certified that no part of the compensation of the analyst(s) was, is, or will be directly or indirectly related to the inclusion of specific recommendations or views in this research. The analyst(s) principally responsible for the preparation of this research report and has taken reasonable care to achieve and maintain independence and objectivity in making any recommendations.

DISCLAIMER

This report is for the personal information of the authorized recipient and does not construe to be any investment, legal or taxation advice to you. NBSPL is not soliciting any action based upon it. Nothing in this research shall be construed as a solicitation to buy or sell any security or product, or to engage in or refrain from engaging in any such transaction. In preparing this research, we did not take into account the investment objectives, financial situation and particular needs of the reader.

This research has been prepared for the general use of the clients of NBSPL and must not be copied, either in whole or in part, or distributed or redistributed to any other person in any form. If you are not the intended recipient you must not use or disclose the information in this research in any way. Though disseminated to all the customers simultaneously, not all customers may receive this report at the same time. NBSPL will not treat recipients as customers by virtue of their receiving this report. This report is not directed or intended for distribution to or use by any person or entity resident in a state, country or any jurisdiction, where such distribution, publication, availability or use would be contrary to law, regulation or which would subject NBSPL & its group companies to registration or licensing requirements within such jurisdictions.

The report is based on the information obtained from sources believed to be reliable, but we do not make any representation or warranty that it is accurate, complete or up-to-date and it should not be relied upon as such. We accept no obligation to correct or update the information or opinions in it. NBSPL or any of its affiliates or employees shall not be in any way responsible for any loss or damage that may arise to any person from any inadvertent error in the information contained in this report. NBSPL or any of its affiliates or employees do not provide, at any time, any express or implied warranty of any kind, regarding any matter pertaining to this report, including without limitation the implied warranties of merchantability, fitness for a particular purpose, and non-infringement. The recipients of this report should rely on their own investigations.

This information is subject to change without any prior notice. NBSPL reserves its absolute discretion and right to make or refrain from making modifications and alterations to this statement from time to time. Nevertheless, NBSPL is committed to providing independent and transparent recommendations to its clients, and would be happy to provide information in response to specific client queries.

Before making an investment decision on the basis of this research, the reader needs to consider, with or without the assistance of an adviser, whether the advice is appropriate in light of their particular investment needs, objectives and financial circumstances. There are risks involved in securities trading. The price of securities can and does fluctuate, and an individual security may even become valueless. International investors are reminded of the additional risks inherent in international investments, such as currency fluctuations and international stock market or economic conditions, which may adversely affect the value of the investment. Opinions expressed are subject to change without any notice. Neither the company nor the director or the employees of NBSPL accept any liability whatsoever for any direct, indirect, consequential or other loss arising from any use of this research and/or further communication in relation to this research. Here it may be noted that neither NBSPL, nor its directors, employees, agents or representatives shall be liable for any damages whether direct or indirect, incidental, special or consequential including lost revenue or lost profit that may arise from or in connection with the use of the information contained in this report.

Copyright of this document vests exclusively with NBSPL. Our reports are also available on our website www.nirmalbang.com